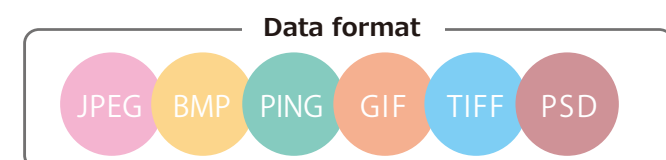


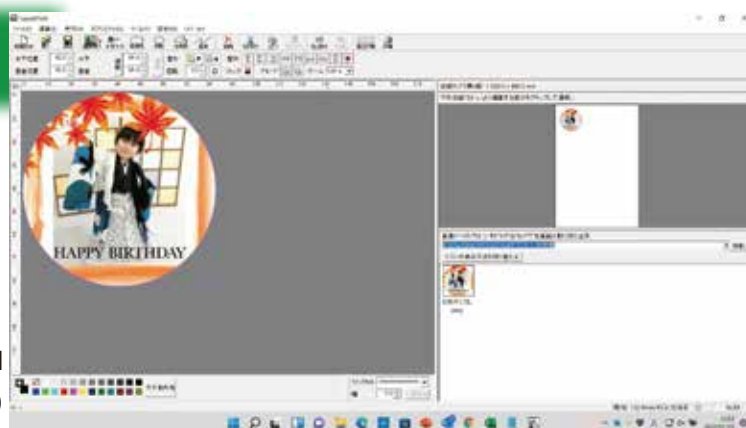
Software

"Kantouch Print XX"

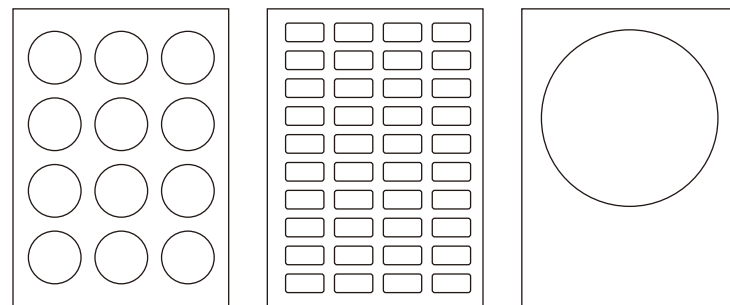
The software is included with the printer as a dedicated software developed for easy operation by anyone. Layout can be determined according to the size and shape of the material, and printing can be done by simply pasting together image data imported into the PC. (General software (e.g. Adobe Illustrator) can also be used)



- ★Resizing
- ★Color conversion
- ★Brightness adjustment
- ★Contrast adjustment
- ★You can use the fonts installed on your computer.



Layout can be freely adjusted to suit the material.



You can use the same design for all of your layouts, or you can use different designs for each one.

Supplies

Synthetic color base

EAT—OC-C	Blue	200ml
EAT—OC-M	Red	200ml
EAT—OC-Y	yellow	200ml
EAT—OC-BK	Black	200ml
EAT—OC-LC	LightBlue	200ml
EAT—OC-LM	LightRed	200ml
EAT—OC-LBK	LightBlack	200ml



Natural color base

FT—TC5	Blue	200ml
FT—TM2	Red	200ml
FT—TY1	yellow	200ml
FT—TK2	Black	200ml




Ink receptive coating for chocolate

Chocoat® 800g



Specification	MMP-F330
Print Method	Piezo InkJet
PrintResolution	360~2880dpi
Print Area	329×483mm
Printable Thickness	Max 125mm
Printer Movement	Head moving method
Height Adjustment	Electric lifting table
Control Panel	Touch Panel
Printspeed (Max size,720dpi,Uni-D)	2 Minutes 20Seconds
Printspeed (Max size,720dpi,Uni-D)	1 Minutes 10Seconds
Interface	LAN connection
Voltage/Current Rating	AC100V 50/60Hz 0.5A
Ink	7color (C·M·Y·K·LC·LM·LBK) 4color (C·M·Y·K)
InkType	Synthetic (7/4colors) Natural (4colors) Food Dye
Ink Supply	Individual Bottles (125ml)
Printer Weight	Vase Unit 38kg / Printer Unit 22kg
External Dimension (Printer Unit)	646(W) × 388(D) × 289(H) mm
External Dimension (Base Unit)	466(W) × 795(D) × 321(H) mm
Operation System	Windows10 or above (Android, MacOS, iOS not available)
recommended memory	4GB above



↑ Check our LP site for Food Printer



↑ Check our introduction movie

Mastermind
www.mastermind.co.jp



Headquarter	9828-16 Imaizumi, Kataoka Shiojiri-City Nagano-Pref 399-0711 Japan TEL : +81-(0)263-53-3700 FAX : +81-(0)263-54-3739
Tokyo Office	Maruki-Bld 2F 1-5-5 Higashikanda, Chiyoda-ku, Tokyo 101-0031 Japan TEL : +81-(0)3-6699-5670 FAX : +81-(0)3-6699-5687
Kyoto Office	OikemasugiAnnex-Bld 7F east 572 Sambounishinotoincho, Nakagyo-ku, Kyoto 604-8277 Japan TEL : +81-(0)75-254-6055 FAX : +81-(0)75-213-0239

Mastermind
www.mastermind.co.jp

MMP-F330

フードプリンタークーベル



Synthetic
Food
Dye

Natural
Food
Dye

two types of inks available

Direct Print on Foods!
High Added Value
with Low Running Cost

Couper
OZ CREATOR MMP-F13

Support network

58 support locations throughout Japan

In addition to Mastermind's headquarters (Shiojiri-shi, Nagano), Tokyo sales office (Chiyoda-ku, Tokyo), and Kansai sales office (Nakagyo-ku, Kyoto), we dispatch staff from 55 support bases nationwide.

Call us when you need help!
We have a dedicated support center open Monday through Saturday to answer any questions you may have about how to use our printers.



Base unit and printer unit can be separated

Advantages of separation

- ▶ No need to stop production
- ▶ Reduced repair cost
- ▶ Easy to move

MMP-F330 Foodprinter Cover

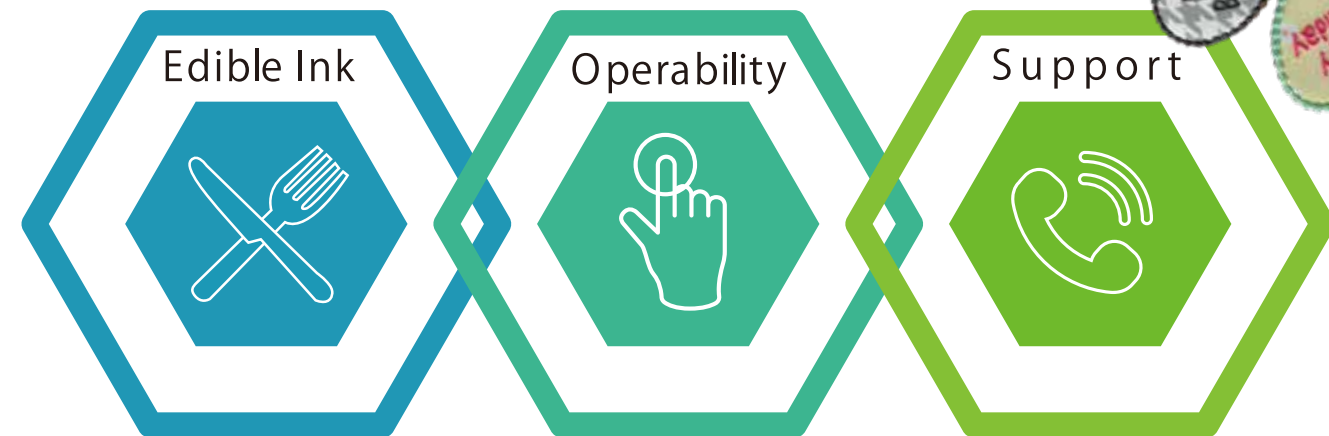
Most Reliable FoodPrinter
Available in Japan



- Gap Sensor** An automatic print height adjustment which prevents the head from food contact
- No Branding or Printing Plate Needed** Digital printing allows for a variety of prints at once
- Printing on Uneven Surface** Ink is sprayed using an inkjet method, making it possible to print on rounded materials.



thickness
Printable media
thickness up to
125mm(8inches)



Edible Ink: Edible ink produced with colorants and additives approved for food use in Japan. Two types are available: synthetic and natural dyes.

Prints in the same way as a normal inkjet printer. There is software specifically designed for this printer, but printing is also possible from general software (e.g. Adobe Illustrator).

Care of the printer will be explained by our sales staff at the time of delivery. We also have a support center, available on Saturdays.



F330 Application Examples



Scene 1
Cake decoration



Scene 2
Welcome sweets at hotels and Restaurant



Scene 3
Print QR code for advertising media



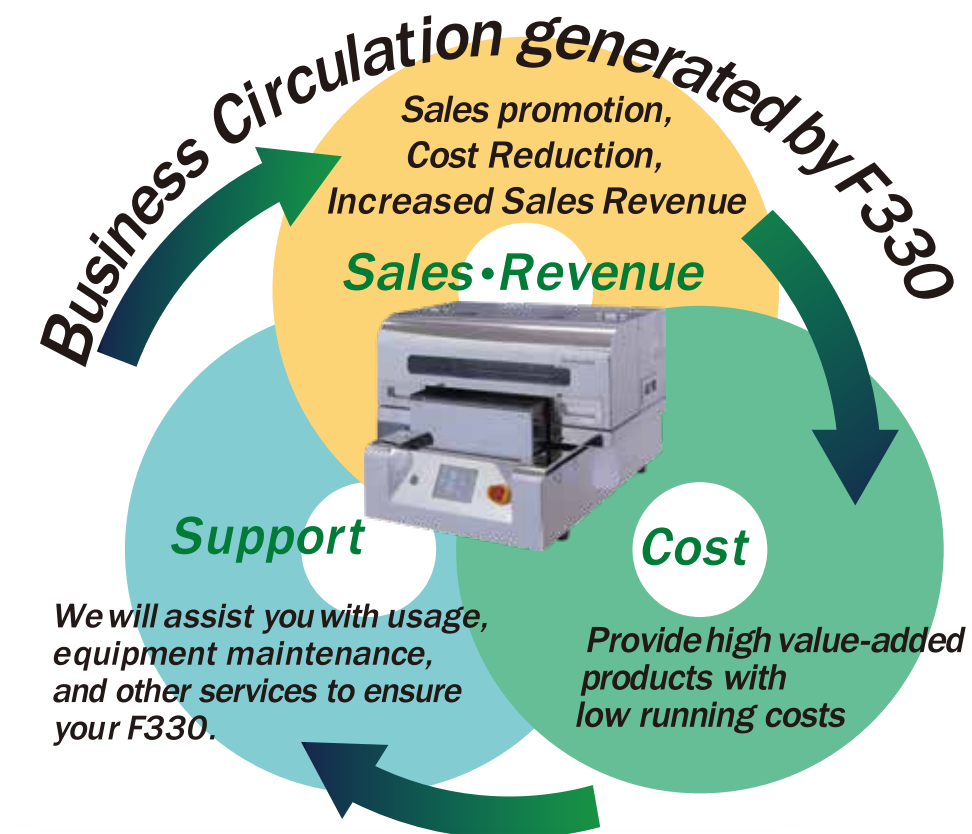
Scene 4
Festivals and Events



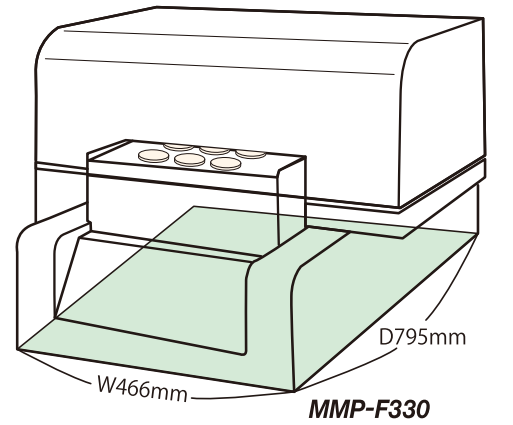
Scene 5
PR for companies and new products, anniversary commemorations, business cards, etc.



Scene 6
Weddings and party gift



Mastermind

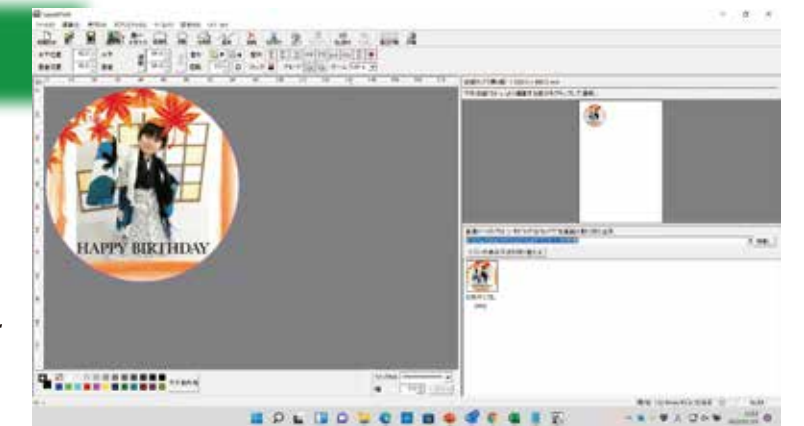
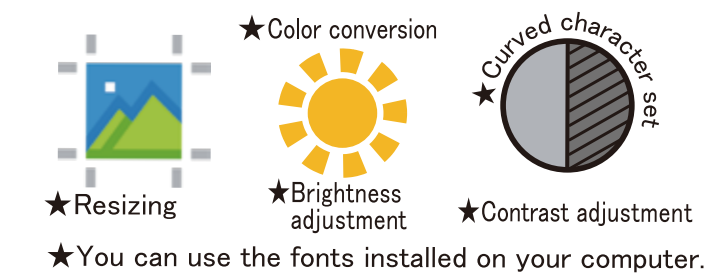
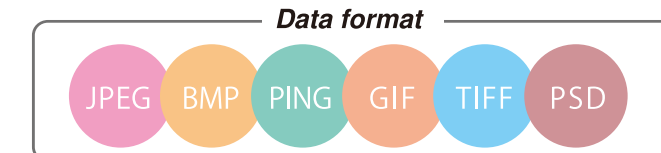


Printer baseplate dimensions.


Software

"Kantouch Print XX"

The software is included with the printer as a dedicated software developed for easy operation by anyone. Layout can be determined according to the size and shape of the material, and printing can be done by simply pasting together image data imported into the PC. (General software (e.g. Adobe Illustrator) can also be used)



Layout can be freely adjusted to suit the material.



You can use the same design for all of your layouts, or you can use different designs for each one.

The "Kan-Touch Print XX" has been upgraded with additional features for the F330/F210 models. In addition to applying specialized color profiles tailored to the ink, it now includes a new optional feature: the "4-Color Mode," which enables high-speed printing with four ink colors.

Upgrade of the included layout software

